

What is Excel in English Exams: Master 27 Essential Skills?

The Master 27ES Course provides a structured approach to mastering essential English skills, ensuring that students are well-equipped to tackle any English exam with confidence. This focuses on the following 27 essential English skills:



- | | |
|--|--|
| 1. understanding the writer's purpose | 14. examining language features & words/phrases used |
| 2. identifying the target audience | 15. identifying figurative language |
| 3. recognising and analysing text organisation & structure | 16. understanding similes |
| 4. comprehending and interpreting information | 17. decoding idioms |
| 5. determining word meanings in context | 18. recognising synonyms |
| 6. finding the main idea | 19. identifying antonyms, |
| 7. drawing conclusions | 20. analysing stylistic features |
| 8. understanding detail | 21. interpreting jargon |
| 9. discerning implied meaning | 22. recognising exemplification & comparison |
| 10. recognising opinions, attitudes, and feelings | 23. discerning character and author feelings |
| 11. identifying tone | 24. determining character and author motives |
| 12. analysing the effect of different viewpoints | 25. synthesising information |
| 13. recognising cause and effect | 26. summarizing texts |
| | 27. mastering grammar |

The Master 27ES will provide engaging 27 video lessons with workbooks and practice questions to help students develop a comprehensive understanding of key components and gain the necessary skills to tackle English test questions for NAPLAN, OC, selective school placement and private school scholarships. By mastering the skills taught in this service, students can also establish a strong foundation for effective communication and critical thinking.

Students **currently taking our regular term course** can take this course for free **until the next term begins**.

How to Do Master 27ES?

1. Login to Cyberschool.
2. Go to 'Master 27ES' below 'EXTRA RESOURCES' on the menu bar.

 EXTRA RESOURCES 

GA for Scholarship

Master 27ES



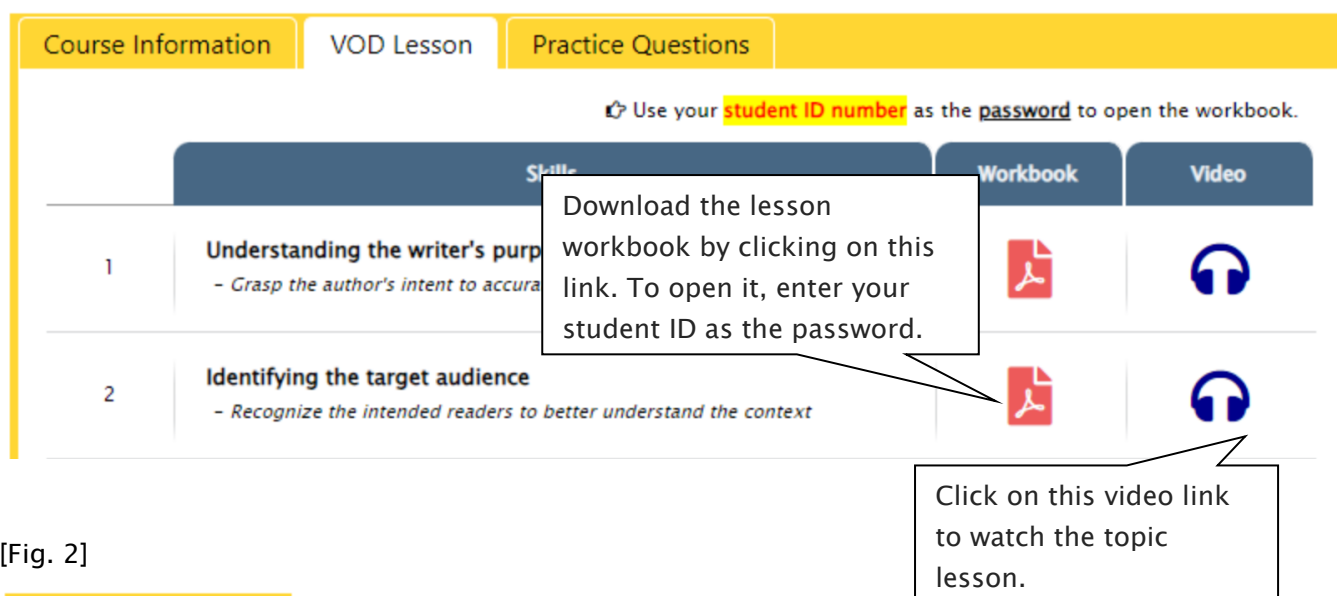
3. [Fig. 1] Select the 'VOD Lesson' tab to view the video lessons and access the corresponding workbook links. To open the workbook, enter your student ID number as the password.
4. [Fig. 2] After completing the video lesson, proceed to the 'Practice Questions' tab to access the revision test. Click on the 'Start' button to begin the revision test.

5. [Fig. 2] Upon finishing the test, check your score on the test dashboard page.
6. [Fig. 2] To review the test questions, click on the blue 'Test Review' button located below your test score.

To retake the same questions without affecting your score, click on the green 'Practice' button.

[Fig. 1]

Excel in English Exams: Master 27 Essential Skills



[Fig. 2]

Excel in English Exams: Master 27 Essential Skills

